

LAB LEDGER

CLUB OFFICERS

PRESIDENT

[Barry Staples](#)

VICE PRESIDENT

[Shannon Carlton](#)

CORRESPONDING SECRETARY

[Tom O'Hern](#)

RECORDING SECRETARY

[Sylvia Gay](#)

TREASURER

[Jodi Martin](#)

DIRECTORS

[Linda Jordan](#)

[Neil Martin](#)

[Julia Kuni](#)

[Florence Jones](#)

MEMBERSHIP

[Jim Griffin](#)


NEWSLETTER EDITOR

[Laura van Dalen](#)

WEBMASTER

[Jean McLain](#)

Happy Mother's Day!



MEETINGS	<u>2</u>
MEMBERSHIP	<u>3</u>
PROTECT YOUR PET FROM THEFT	<u>4</u>
AVAILABLE	<u>5</u>
DISCLAIMER	<u>7</u>



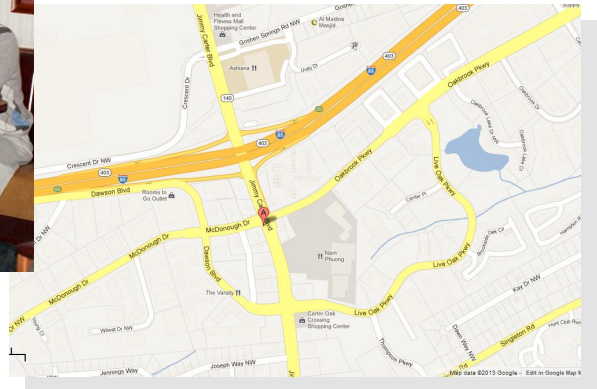
MAY CLUB MEETING

OUR NEXT MEETING WILL BE HELD ON MAY 20TH.

Location: Cracker Barrel restaurant at Jimmy Carter Boulevard (exit 99) off I-85.

Directions: Going North on I-85 it is to the right and coming south you turn left cross over 85 and it is on the right.

Address: 6175 McDonough Dr, Norcross, GA (770) 446-1313



The regular monthly meeting of the Club will be held on the third Tuesday of each month. Board members will commence their meeting at 7:00 p.m. and membership will meet immediately following at 7:30 p.m. As always members are invited to the Board meeting.

We hope to see you there!



MEMBERSHIP

Membership DUES Reminder

Our membership dues for 2014 will be due starting 11/1/13.

Please completely fill out this form and return it with your check so that we can keep our records up to date.

\$20.00 individual ~ \$25.00 family ~ \$15 Associate

NAME: _____

ADDRESS: _____

PHONE: _____

EMAIL: _____

Please make checks out to GALRC and mail to:

Jim Griffin


130 Hickory Pointe Dr.

Athens, Ga. 30605

Member's breeder directory

To be included in the breeder's directory of the club's website, please e-mail the following information to our Website master: [Jean McLain](#)

Kennel name, Contact person, Website URL address, e-mail address, phone number and a brief description of your practices. You may include any updated information about current litters.



Protect Your Pet from Theft

From parking lots to pet stores and even backyards, The American Kennel Club® (AKC) reports that dog thefts are on the rise. Thefts range from tiny puppies being stuffed into purses at pet stores to most recently, purebred pets being snatched from cars in parking lots and shelters. The AKC offers the following advice to prevent your “best friend” from being a target of a crime:

At Home

- **Don't let your dog off-leash or unattended in your yard.** Keeping your dog close to you reduces the likelihood it will wander off and catch the attention of thieves. A Saint Bernard that had wandered away from his owner in Nebraska was snatched up right off the road.
- **Breeders need to be aware of home visits by potential puppy buyers.** From Yorkies in Los Angeles to Bulldogs in Connecticut, thieves posing as would be “puppy buyers” have visited breeder homes to snatch dogs, while other homes have been burglarized when the owner was away.

On the Road

- **Never leave your dog in an unattended car, even if it's locked.**
- **Don't tie your dog outside a store.** This popular practice among city dwelling dog owners can be a recipe for disaster. Reports have surfaced of such thefts in Manhattan.
- **Be vigilant.** Always remain aware of your surroundings when entering or leaving any dog-friendly establishments.

Recovery

Protect your dog with microchip identification. Collars and tags can be removed so make sure you have permanent ID with a microchip. Keep contact information current with your recovery service provider. For more information and to enroll your pet in a 24 hour recovery service visit www.akccar.org.

- **If you suspect your dog has been stolen.** Immediately call the police / animal control and pet shelters in the area your pet was last seen.

- **Have fliers with a recent photo ready to go if your dog goes missing.** Keep a photo of your dog in your wallet or on an easily accessible web account so that you can distribute immediately if your pet goes missing.

Additional tips on how to protect your dog from theft can be found on the AKC Website at www.akc.org.

© The American Kennel Club, Inc.



LITTER ANNOUNCEMENTS

Katons Coal and Mia



1 Black Female available

Sire: Katelyn's Coalhouse. OFA good, elbows normal, EIC carrier, PRA clear, and CNM clear.

Dam: Katons Miracle Mia. OFA excellent, elbows normal, EIC clear, PRA clear, and CNM clear.

Born March 20, 2014 and will be ready to go to their new homes in middle May.

Contact:

Jim Griffin at katonslabradors@yahoo.com



LITTER ANNOUNCEMENTS

ONE CHOCOLATE MALE / ONE CHOCOLATE FEMALE AVAILABLE



Sire: CH Sampson's La'Vita Mo' Magnanimous. OFA good, elbows normal, EIC carrier and PRA carrier.

Dam: Sampson's Prepare to Copy at Sorelli. OFA good, elbows normal, EIC clear and PRA clear.

Born April 15, 2014 - ready to go to their new homes in early/middle June.

Contact: Diana Meador at meador@bellsouth.com



Newsletter Disclaimer

The information contained in this Newsletter is for information purposes only and does not constitute a solicitation or an offer to sell products or services.

Although GALRC believes the information on this newsletter to be correct and attempt to keep the information current, GALRC does not warrant the accuracy or completeness of any information. The information is not advice, and should not be treated as such.

GALRC makes no representations whatsoever about the products or prices asked in the Lab Yard Sale section. The representations are exclusively those of the seller and have not been investigated by us for accuracy. The ads are for the convenience of our members. All transactions are solely between buyer and seller.

HOW TO PHOTOGRAPH A NEW PUPPY...

Take puppy out of the puppy pen.

Take the puppy out for a potty break.

Clean dirt from puppies muzzle and belly.

Choose a suitable background for photo.

Mount camera on tripod and focus.

Find puppy, take dirty toy from mouth and clean dirt from puppies muzzle.

Place puppy in pre-focused spot and return to camera.

Take puppy off the trash can and clean puppy.

Focus with one hand and fend off puppy with other hand.

Get tissue and clean nose print from lens.

Try to get puppy's attention by squeaking toy over your camera.

Jump up in time to grab puppy before it hits the camera.

If too late, Check camera for damage.

Play with puppy to reduce energy level.

Take a nap.

Try all over again.

Call a professional photographer.

